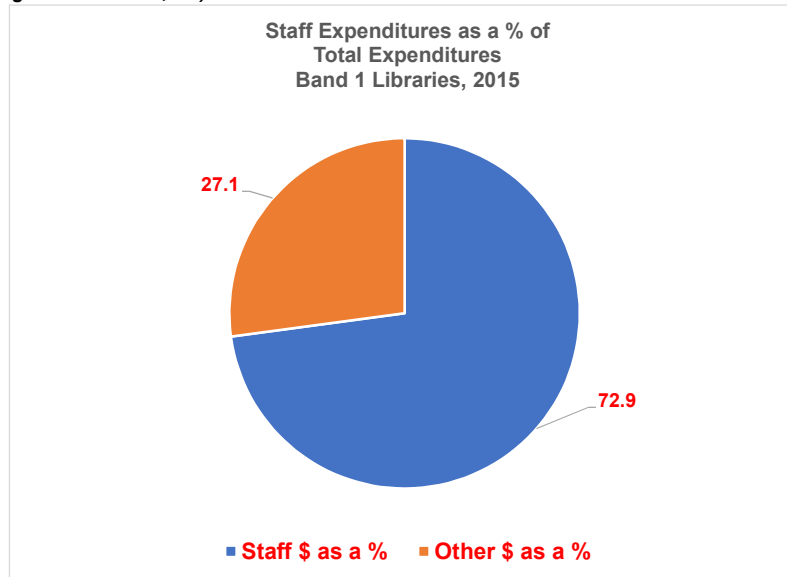


Staff Expenditures as a % of Total Expenditures, Ontario Public Libraries, 2015
 (Aggregate data by Band)

Band 1 (Resident population greater than 250,000)

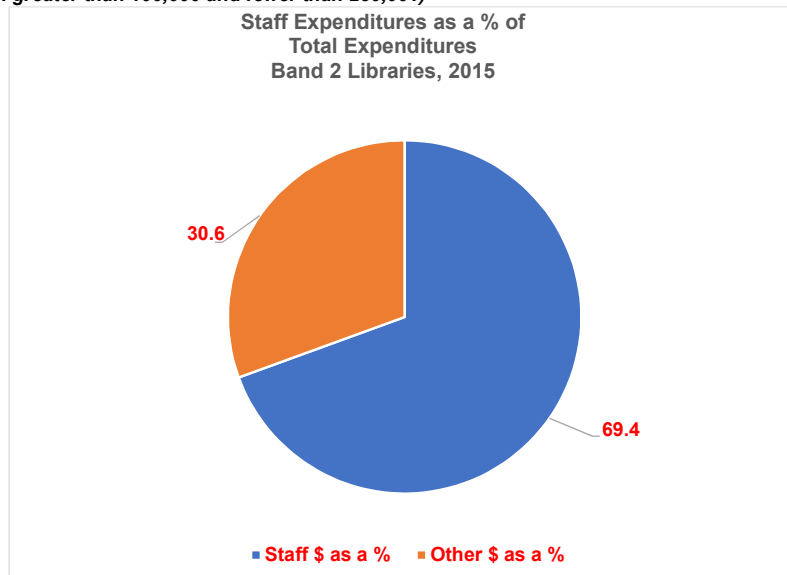
(8 Libraries)



Band	Staff Expenditures	Total Expenditures	Training Expenditures
1	\$ 264,439,580	362,855,286	1,047,957
	% 72.9		0.3

Band 2 (Resident population greater than 100,000 and fewer than 250,001)

(20 Libraries)

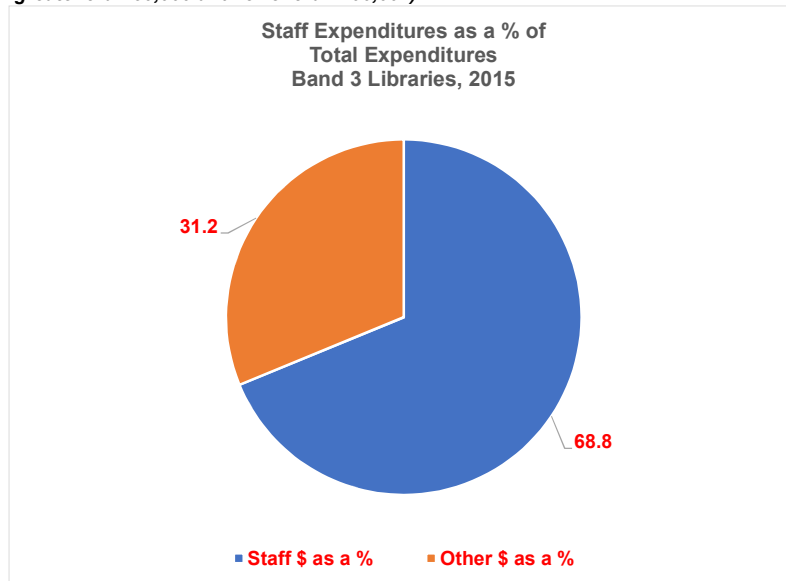


Band	Staff Expenditures	Total Expenditures	Training Expenditures
2	\$ 100,898,330	145,324,723	601,542
	% 69.4		0.4

Staff Expenditures as a % of Total Expenditures, Ontario Public Libraries, 2015
 (Aggregate data by Band)

Band 3 (Resident population greater than 50,000 and fewer than 100,001)

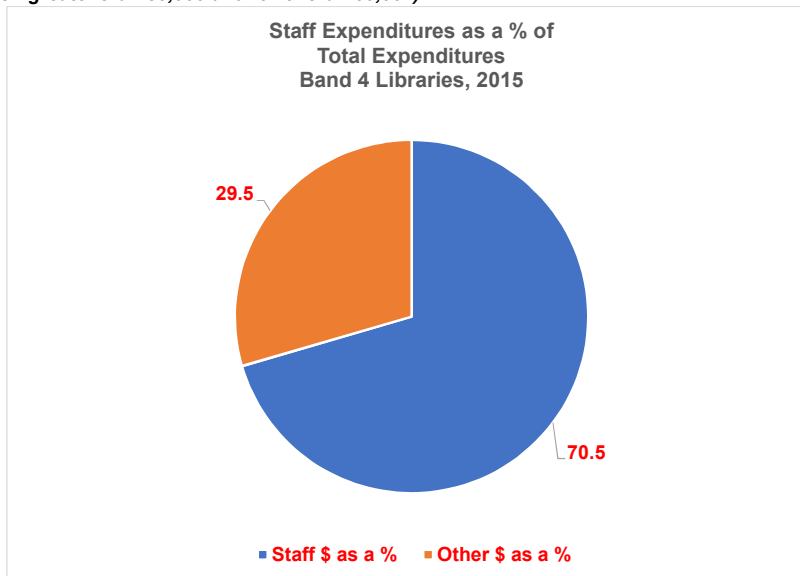
(21 Libraries)



Band	Staff Expenditures	Total Expenditures	Training Expenditures
3	\$ 49,750,555	72,312,171	456,148
	% 68.8		0.6

Band 4 (Resident population greater than 30,000 and fewer than 50,001)

(18 Libraries)

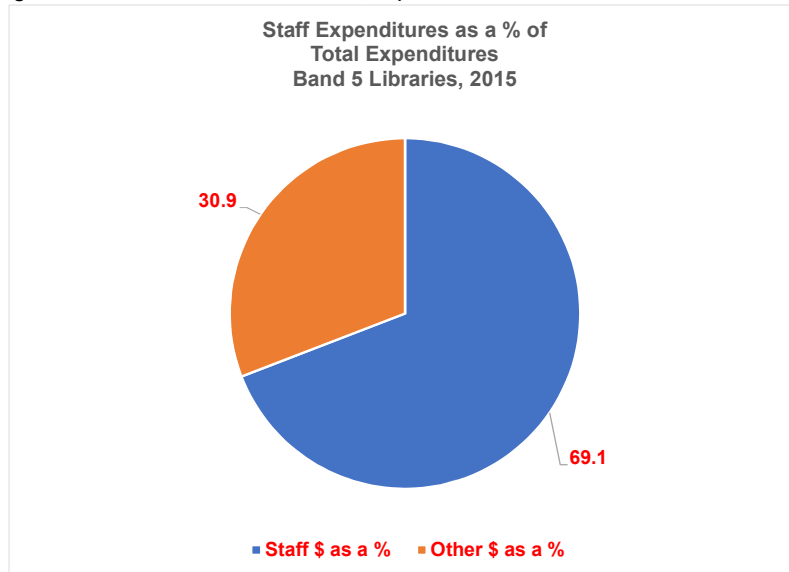


Band	Staff Expenditures	Total Expenditures	Training Expenditures
4	\$ 26,091,287	37,021,810	213,876
	% 70.5		0.6

Staff Expenditures as a % of Total Expenditures, Ontario Public Libraries, 2015
 (Aggregate data by Band)

Band 5 (Resident population greater than 15,000 and fewer than 30,001)

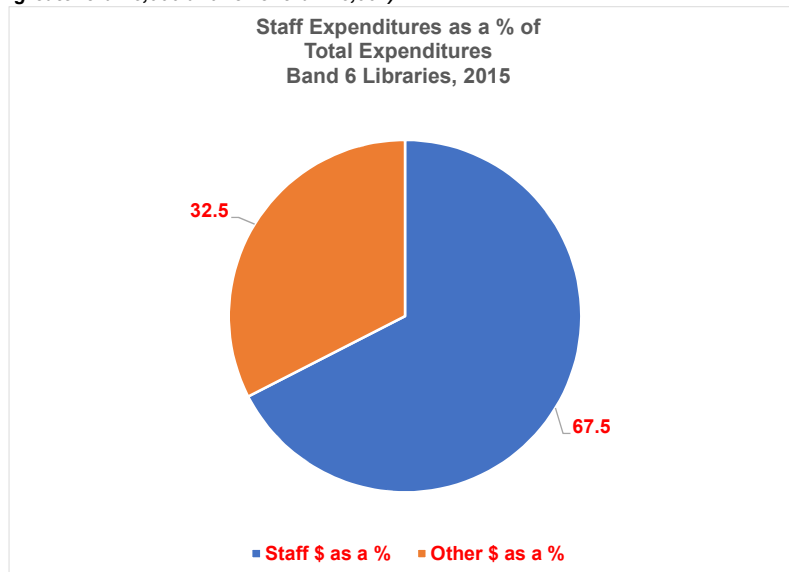
(29 Libraries)



Band	Staff Expenditures	Total Expenditures	Training Expenditures
5	\$ 18,533,710	26,804,039	192,106
	% 69.1		0.7

Band 6 (Resident population greater than 5,000 and fewer than 15,001)

(63 Libraries)



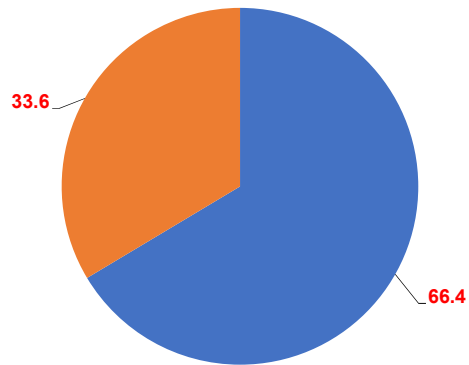
Band	Staff Expenditures	Total Expenditures	Training Expenditures
6	\$ 16,460,588	24,396,790	183,473
	% 67.5		0.8

Staff Expenditures as a % of Total Expenditures, Ontario Public Libraries, 2015
 (Aggregate data by Band)

Band 7 (Resident population greater than 2,500 and fewer than 5,001)

(32 Libraries)

Staff Expenditures as a % of
 Total Expenditures
 Band 7 Libraries, 2015



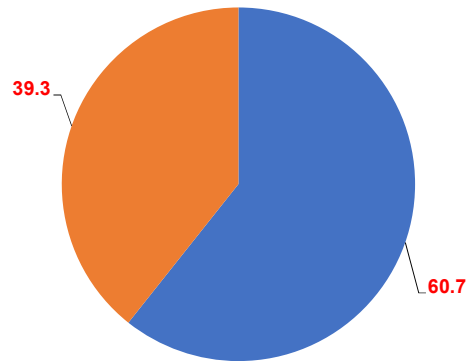
■ Staff \$ as a % ■ Other \$ as a %

Band	Staff Expenditures	Total Expenditures	Training Expenditures
7	\$ 3,588,243	5,403,396	37,308
	% 66.4		0.7

Band 8 (Resident population fewer than 2,501)

(69 Libraries)

Staff Expenditures as a % of
 Total Expenditures
 Band 8 Libraries, 2015



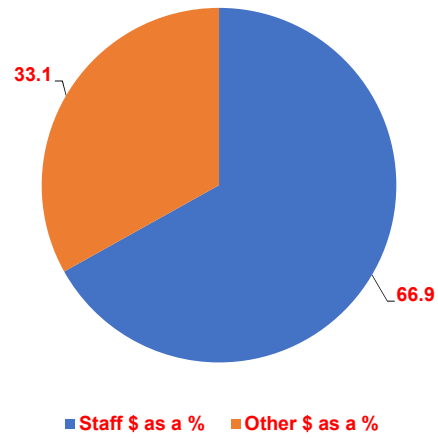
■ Staff \$ as a % ■ Other \$ as a %

Band	Staff Expenditures	Total Expenditures	Training Expenditures
8	\$ 3,514,472	5,790,569	56,850
	% 60.7		1.0

Staff Expenditures as a % of Total Expenditures, Ontario Public Libraries, 2015
 (Aggregate data by Band)

First Nations' Libraries
 (42 Libraries)

Staff Expenditures as a % of
 Total Expenditures
 First Nations' Libraries, 2015



Band	Staff Expenditures	Total Expenditures	Training Expenditures
FN	\$ 1,578,753	2,360,349	49,309
	% 66.9		2.1