

# Go Secure

A Quick-Start Guide  
to Registration and Signing-in

# Guide to Go-Secure

- Go-Secure is a security authentication and authorization system that complies with the latest Ontario Public Service Information Technology Security Policies and Standards. The security system was designed to protect the integrity of data submitted.

# In this guide, you will learn...

- Registration for all users
  - New users
- Accessing Go Secure
  - Signing-in
- Basic troubleshooting
  - Password resets etc.

# Registration for all new users

- To register for a new GO Secure account, visit the registration link:

<https://www.iam.security.gov.on.ca/>



## GO Secure Login


Providing secure online resources for individuals within the Ontario and Broader Public Sectors.



**GO Secure Login - Register New**  
(Create an new GO Secure ID and password)

**GO Secure Login - Profile**  
(See your profile, change password or security questions)

**GO Secure Login - Delegated Administration**  
(For administrators of user access and resources)



# Fill in all required information...



Français

Environment: gdc

## Registration : Step 1 of 2

### Step 1 of 2 : Basic information



\* indicates required fields

[Notice of Collection](#)

\* First Name

Middle Name

\* Last Name

\* Display Name

\* Email

\* Confirm Email

Cancel

Next>

# Enter Log-in and Security Information

Ontario GO SECURE LOGIN Français

gdc

Registration : Step 2 of 2

Step 2 of 2 : Login Information and Security Information

Select a Password: \* indicates required fields

\* GO Secure ID (Email Address)

\* Password

\* Confirm

Password Policy

- Must not match or contain first name.
- Must not match or contain last name.
- Must not match or contain user ID.
- Must be at least 8 characters and less than 17
- Must contain lower case letter(s)
- Must contain number(s)
- Must contain upper case letter(s)
- Must contain symbol(s) such as !, @, #, %
- Must start with a letter.
- Cannot repeat a letter 3 times or more.
- Passwords must match

Set your challenge questions and answers:

The Challenge Questions and Answers are used if you forget your password and need to reset it.

\* Question 1

\* Answer 1

\* Question 2

\* Answer 2

\* Question 3

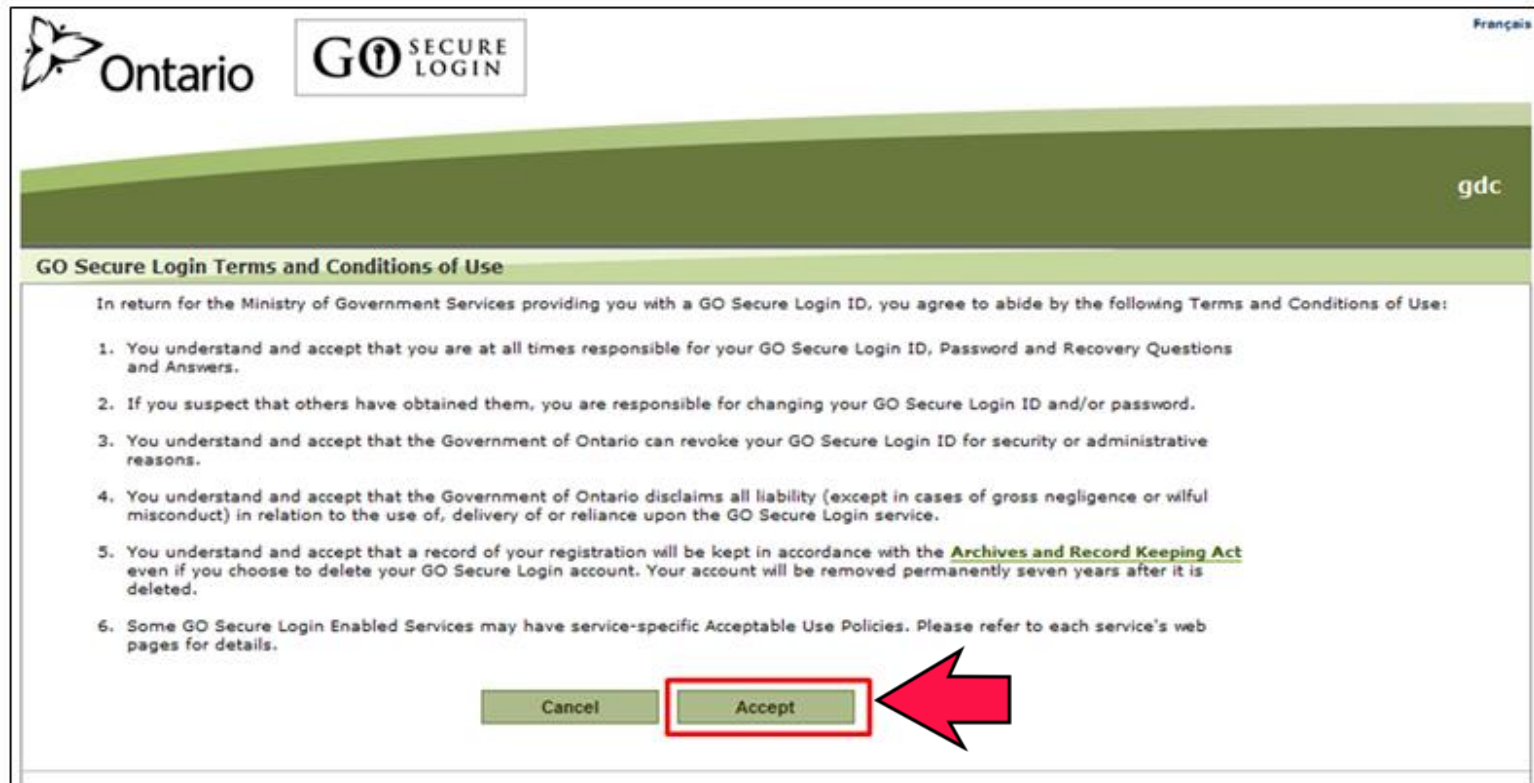
\* Answer 3

Cancel <Back Register

**\*Remember to take note of your password and secret questions and answers\***

**\*Please note: passwords and secret question answers are case sensitive\***

# Secure Login Terms and Conditions of Use



Ontario GO SECURE LOGIN Français

gdc

### GO Secure Login Terms and Conditions of Use

In return for the Ministry of Government Services providing you with a GO Secure Login ID, you agree to abide by the following Terms and Conditions of Use:

1. You understand and accept that you are at all times responsible for your GO Secure Login ID, Password and Recovery Questions and Answers.
2. If you suspect that others have obtained them, you are responsible for changing your GO Secure Login ID and/or password.
3. You understand and accept that the Government of Ontario can revoke your GO Secure Login ID for security or administrative reasons.
4. You understand and accept that the Government of Ontario disclaims all liability (except in cases of gross negligence or wilful misconduct) in relation to the use of, delivery of or reliance upon the GO Secure Login service.
5. You understand and accept that a record of your registration will be kept in accordance with the [Archives and Record Keeping Act](#) even if you choose to delete your GO Secure Login account. Your account will be removed permanently seven years after it is deleted.
6. Some GO Secure Login Enabled Services may have service-specific Acceptable Use Policies. Please refer to each service's web pages for details.

Cancel Accept

# Check your e-mail to confirm registration with Go Secure



The screenshot shows a web page for the Government of Ontario's GO Secure Login system. At the top left is the Ontario logo, and next to it is the GO SECURE LOGIN logo. In the top right corner, there is a link for 'Français'. Below the header is a green gradient bar with the 'gdc' logo on the right. A light green banner below the bar reads 'GO Secure Login - Registration Complete'. The main content area contains the following text:

**Congratulations. You have successfully registered for a GO Secure account.**

Check your email inbox or Junk folder for the 'GO Secure Login - Registration Confirmation' email and verify your email address via the instructions provided.

You must verify your email address before attempting to access Government of Ontario services.

You may now close this browser window.



# Access to the Application

**\*Important\***

- After you have successfully registered with Go Secure, you must notify your Ministry contacts for the Annual Survey to have your permissions set up
- You will receive an email confirming your access

This message was sent because your access to the following applications has changed:

1. EDCS

Before:

Role	Organization

After:

Role	Organization
LIBST LSTADMIN	Ministry Administrator Organization

If you have questions about these changes, please contact the person who originally provided you with access to the application(s) in question.

---

Ce message a été envoyé parce que votre accès aux applications suivantes a été modifié :

1. EDCS

Avant :

Rôle	Organisme

Après :

Rôle	Organisme
LIBST LSTADMIN	Ministry Administrator Organization

Si vous avez des questions concernant ces modifications, veuillez communiquer avec la personne qui vous a donné accès à l'application en question.

# Signing-in to Go Secure

- You can access Go-Secure with the following link:  
<https://edcs.tcu.gov.on.ca/Main/>
- Use your Go Secure ID (your e-mail) and Go Secure password that you created when registering



Français

Environment: gdc



Providing secure online resources for individuals within the Ontario Government and the Broader Public Sector.

**GO Secure Profile**

See your profile, change your password or security questions

GO Secure ID :

Password :

Sign In

Forgot your ID or password?

Don't have a GO Secure account? Register Now.

Or, if you have a PKI certificate:

Log in with PKI



# If you forgot your password, click 'Forgot your ID or password?'



Français

Environment: gdc



Providing secure online resources for individuals within the Ontario Government and the Broader Public Sector.

**GO Secure Profile**

See your profile, change your password or security questions


GO Secure ID :

Password :

Sign In

Or, if you have a PKI certificate:

Log in with PKI



[Forgot your ID or password?](#)

Don't have a GO Secure account? [Register Now.](#)

# Once you sign-in, select 'Library Statistics (LibStats)'



Ontario

MINISTRY OF EDUCATION

[Ontario.ca](#) | [Français](#)

[Exit](#)

User Name:

EDU

Ministry of Education



- ▶
- ▶ BLDS - BLDS/Mentoring for All

MTCS

Ministry of Tourism, Culture and Sport



- ▶ Library Statistics (LibStats)



SERVICES

Services & Tools



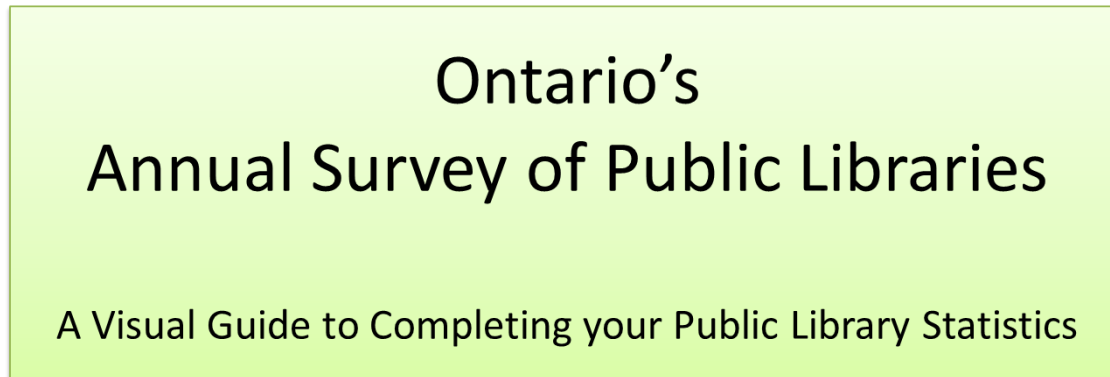
- ▶ Data Exchange - SODT
- ▶ Survey

Option to Bookmark: The very first time you sign on, you may wish to bookmark the above page by following these instructions: <https://www.computerhope.com/issues/ch000858.htm>

**Important Note:** Verify that the address for your bookmark is set to either <https://edcs.tcu.gov.on.ca/Main/> or <https://edcs.tcu.gov.on.ca/Main/EDUPortal.aspx>

# You can now begin completing your Annual Survey of Public Libraries!

- For detailed instructions on filling out the Annual Survey of Public Libraries in 'LibStats/EDCS', please refer to the separate document entitled:



- The visual guide can be found in the 'Help' menu of LibStats/EDCS

# Go Secure - Troubleshooting

- Google Chrome is the best browser for Go-Secure
- Your 'Go Secure ID' is the email you registered with
- If you are a new user, click 'Don't have a Go Secure account? Register now.'
- If you have forgotten your user ID or password, click 'Forgot your ID or password?'

## Common Errors

- Missing application link: Refresh the browser (Ctrl + F5 or F5)
- Blue screen: Close browser and clear browser history
- Error message: Close browser and clear browser history
- Oracle page: Close browser and clear browser history
- Clearing Browser History:
  - Select Tools
  - Then Options
  - Press Delete Browser History
- Rejected sign-in: please exit your browser and try signing-in again

# For technical assistance with Go Secure...

You may contact the IT department for help with Go Secure username and password issues at:

[DDSB.ITSupport@ontario.ca](mailto:DDSB.ITSupport@ontario.ca)

- When contacting IT by e-mail, be sure to include a screenshot of any error messages you are receiving
- Please include the word '**LibStats**' in the subject line of your e-mail