

Bill 132: FOPL & OLA Survey of Minimum Number of Library Board Meetings in Public Libraries Act

Tuesday, November 05, 2019

369

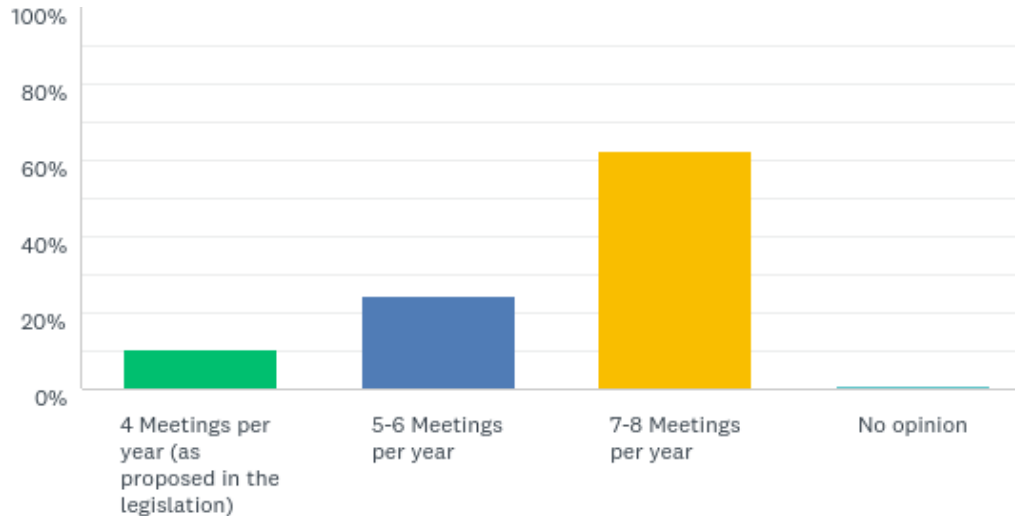
Total Responses

Date Created: Sunday, October 27, 2019

Complete Responses: 369

Q1: Given the intent of this proposed legislation is to reduce the minimum required public library board meetings annually, please select your recommendation (cognizant of the ability to declare special and emergency board meetings under the PLA):

Answered: 369 Skipped: 0



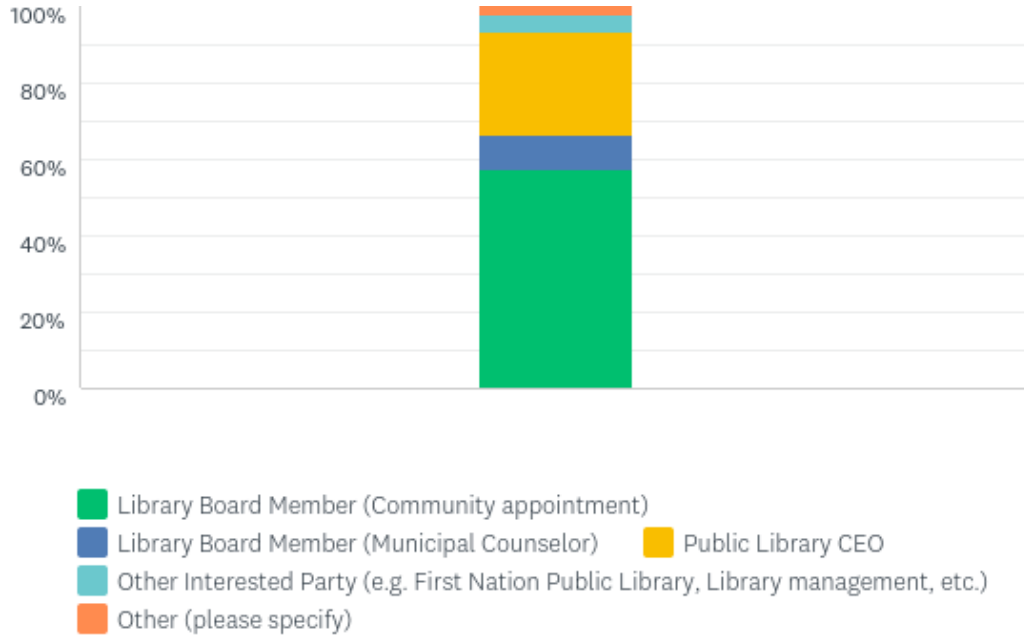
Q1: Given the intent of this proposed legislation is to reduce the minimum required public library board meetings annually, please select your recommendation (cognizant of the ability to declare special and emergency board meetings under the PLA):

Answered: 369 Skipped: 0

ANSWER CHOICES	RESPONSES	
4 Meetings per year (as proposed in the legislation)	10.57%	39
5-6 Meetings per year	24.66%	91
7-8 Meetings per year	62.60%	231
No opinion	1.08%	4
TOTAL		369

Q2: My role on the Public Library Board is:

Answered: 368 Skipped: 1



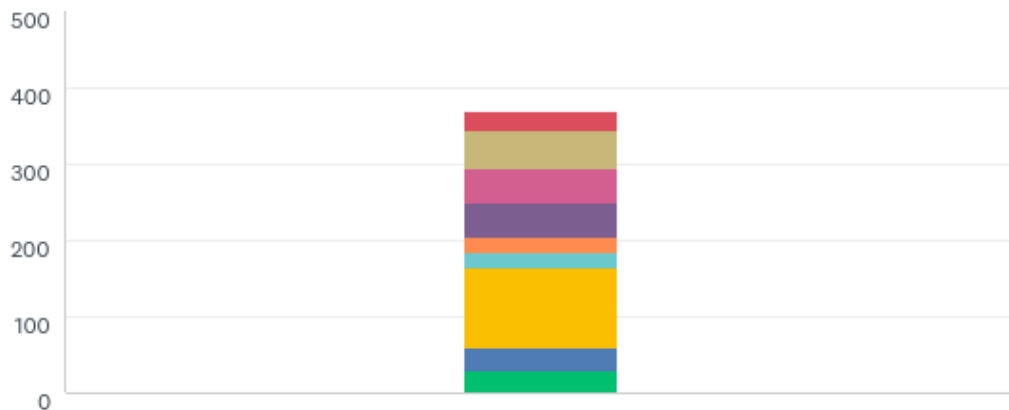
Q2: My role on the Public Library Board is:

Answered: 368 Skipped: 1

ANSWER CHOICES	RESPONSES	
Library Board Member (Community appointment)	57.34%	211
Library Board Member (Municipal Counselor)	9.24%	34
Public Library CEO	27.17%	100
Other Interested Party (e.g. First Nation Public Library, Library management, etc.)	4.35%	16
Other (please specify)	1.90%	7
TOTAL		368

Q3: Our library system serves:

Answered: 368 Skipped: 1



- Small (population fewer than 2,499)
- Small (population 2,500 to 4,999)
- Small (population 5,000 to 14,999)
- Small (population 15,000 to 28,999)
- Small (population 30,000 to 49,999)
- Medium (population 50,000 to 99,999)
- Medium (population 100,000 to 249,999)
- Large (population over 250,000)

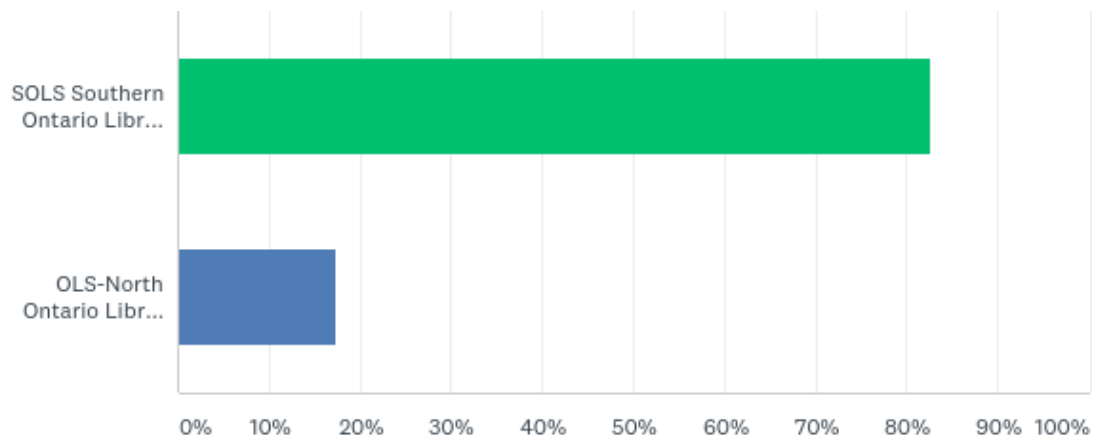
Q3: Our library system serves:

Answered: 368 Skipped: 1

ANSWER CHOICES	RESPONSES	
Small (population fewer that 2,499)	8.15%	30
Small (population 2,500 to 4,999)	8.15%	30
Small (population 5,000 to 14,999)	28.53%	105
Small (population 15,000 to 28,999)	5.16%	19
Small (population 55,000 to 29,000)	5.98%	22
Medium (population 30,000 to 49,999)	11.96%	44
Medium (population 50,000 to 99,999)	12.23%	45
Medium (population 100,000 to 249,999)	13.59%	50
Large (population over 250,000)	6.52%	24
Total Respondents: 368		

Q4: Our Public Library is a member of:

Answered: 367 Skipped: 2



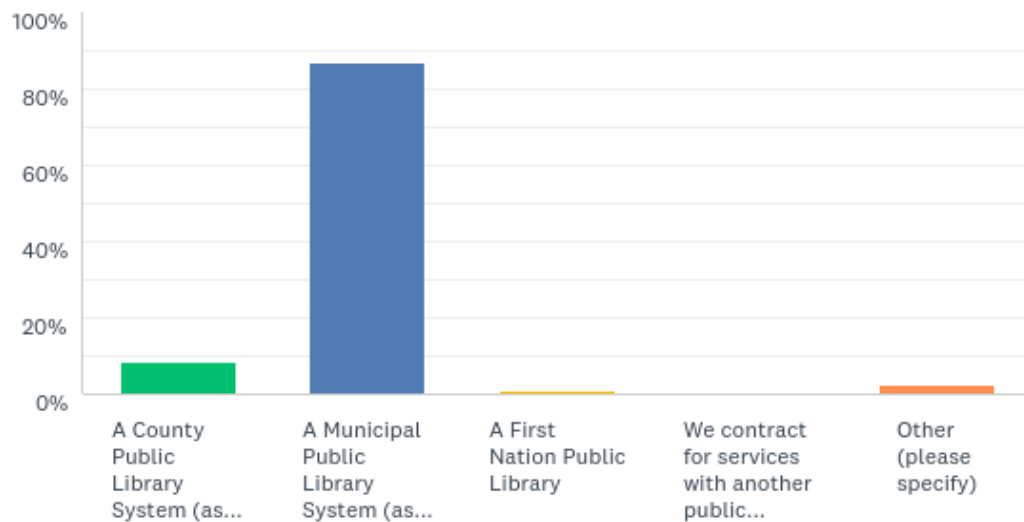
Q4: Our Public Library is a member of:

Answered: 367 Skipped: 2

ANSWER CHOICES	RESPONSES	
SOLS Southern Ontario Library Service	82.56%	303
OLS-North Ontario Library Services - North	17.44%	64
TOTAL		367

Q5: Our Library Board represents:

Answered: 369 Skipped: 0



Q5: Our Library Board represents:

Answered: 369 Skipped: 0

ANSWER CHOICES	RESPONSES	
A County Public Library System (as defined under the PLA)	8.67%	32
A Municipal Public Library System (as defined under the PLA)	86.99%	321
A First Nation Public Library	1.08%	4
We contract for services with another public library(ies) since we do not have a municipal library system.	0.54%	2
Other (please specify)	2.71%	10
TOTAL		369